









RM1000e CABLE LISTING

QTY	Cable	Connectors per cable	Total connectors	Connector Spacing	Total length	Cable Type
1	<p data-bbox="467 709 831 739">Modular ATX Cable (24-PIN)</p> 	1	1	-	610 mm (± 10mm)	Sleeved
2	<p data-bbox="477 1377 821 1407">EPS / ATX 12V 8-Pin (4+4)</p> 	1	2	-	650 mm (± 10mm)	Flat

QTY	Cable	Connectors per cable	Total connectors	Connector Spacing	Total length	Cable Type
1	<p data-bbox="516 632 789 663">12VHPWR (12+4) Pin</p> 	1	1	-	650 mm (± 10mm)	Flat
2	<p data-bbox="542 1220 763 1251">PCIe 8-Pin (6+2)</p> 	1	2	-	650 mm (± 10mm)	Flat

QTY	Cable	Connectors per cable	Total connectors	Connector Spacing	Total length	Cable Type
2	<p data-bbox="505 625 797 659">PCIe 8-Pin (6+2) (6+2)</p> 	2	4	600mm, 100mm	750 mm (± 10mm)	Flat
1	<p data-bbox="496 1333 805 1367">SATA (3 SATA) Straight</p> 	3	3	455mm, 115mm, 115mm, 115mm	800 mm (± 10mm)	Flat

QTY	Cable	Connectors per cable	Total connectors	Connector Spacing	Total length	Cable Type
1	<p data-bbox="472 632 829 663">SATA (4 SATA) Right Angle</p> 	4	4	455mm, 115mm, 115mm, 115mm	800 mm (± 10mm)	Flat
1	<p data-bbox="565 1136 737 1167">PATA (4-Pin)</p> 	4	4	450mm, 100mm, 100mm, 100mm	750 mm (± 10mm)	Flat